Shielded Power Inductors – ER1360



The SER1360 series provides exceptionally high current carrying capability (up to 43 Amps) and very low DC resistance, all in a low profile, small footprint package.

The part's magnetic shielding and 13 × 13 mm base allow high density mounting while the flat wire winding keeps the overall height to just 6 mm.

In addition to the standard values show, custom values are available to meet specific applications.

Part number[1]	Inductance[2] ±10% (µH)	DCR (mOhm)[3] typ	DCR (mOhm)[3] max	SRF typ[4] (MHz)	Isat (A)[5] 10% drop	Isat (A)[5] 20% drop	Isat (A)[5] 30% drop	Irms (A)[6] 20°C rise	Irms (A)[6] 40°C rise
ER1360-331KL_	0.33	0.77	0.85	200	36	41	43	13.0	16.9
ER1360-651KL_	0.65	0.77	0.85	160	23	27	28	13.0	16.9
ER1360-102KL_	1.0	2.36	2.60	75	32	33	33.5	9.5	13.0
ER1360-182KL_	1.8	2.36	2.60	50	17	19	20	9.5	13.0
ER1360-272KL_	2.7	2.36	2.60	42	12	13	14	9.5	13.0
ER1360-402KL_	4.0	5.50	6.05	34	11	12	13	7.1	9.4
ER1360-472KL_	4.7	5.50	6.05	32	9.5	11	12	7.1	9.4
ER1360-602KL_	6.0	5.50	6.05	28	8.0	9.0	9.5	7.1	9.4
ER1360-802KL_	8.0	9.83	10.81	26	7.5	8.5	9.0	5.5	7.6
ER1360-103KL_	10	9.83	10.81	24	6.2	7.0	7.5	4.4	7.2

1. When ordering, please specify **termination** and **packaging** codes:

ER1360-103KLD

Termination: **L** = RoHS compliant tin-silver-copper over copper over tin over nickel over phos-bronze. Special order: **T** = RoHS tin-silver-copper over copper (95.5/4/0.5) or **S** = non-RoHS tin-lead (63/37).

Packaging: **D** = 13″ machine-ready reel. EIA-481 embossed plastic tape (500 parts per full reel).

B = Less than full reel. In tape, but not machine ready. To have a leader and trailer added ($25 charge), use code letter D instead.

2. Inductance measured at 100 kHz, 0.1 Vrms, 0 Adc on an Agilent/HP 4284A or equivalent.
3. DCR measured on a micro-ohmmeter.
4. SRF measured using an Agilent/HP 4395A network analyzer and an Agilent/HP 16193A test fixture.
5. DC current at 25°C that causes the specified inductance drop from its value without current.
6. Current that causes the specified temperature rise from 25°C ambient. This information is for reference only and does not represent absolute maximum ratings.
7. Electrical specifications at 25°C.

Refer to Doc 362 "Soldering Surface Mount Components" before soldering.

Designer's Kit C365 contains 3 each of all values

Core material Ferrite

Core and winding loss

Terminations RoHS compliant tin-silver-copper over copper over tin over nickel over phos-bronze (pins 1 and 2); matte tin over nickel over phos bronze (pin 3). Other terminations available at additional cost.

Weight 2.6 – 2.8 g

Ambient temperature –40°C to +85°C with (40°C rise) Irms current.

Maximum part temperature +125°C (ambient + temp rise).

Storage temperature Component: –40°C to +125°C. Tape and reel packaging: –40°C to +80°C

Resistance to soldering heat Max three 40 second reflows at +260°C, parts cooled to room temperature between cycles

Moisture Sensitivity Level (MSL) 1 (unlimited floor life at <30°C / 85% relative humidity)

Failures in Time (FIT) / Mean Time Between Failures (MTBF) 38 per billion hours / 26,315,789 hours, calculated per Telcordia SR-332

Packaging 500 per 13″ reel; Plastic tape: 24 mm wide, 0.4 mm thick, 16 mm pocket spacing, 6.6 mm pocket depth

PCB washing Tested to MIL-STD-202 Method 215 plus an additional aqueous wash.

PulseGM
www.pulsegm.com

China +86-0755-21055287
Sales@pulsegm.com

© PulseGM Inc. 2019
This product may not be used in medical or high risk applications without prior PulseGM approval.
Specification subject to change without notice.
Please check web site for latest information.

RoHS/ REACH COMPLIANT

AEC Q200 +85°C

Shielded Power Inductors - ER1360 Series

Typical L vs Frequency

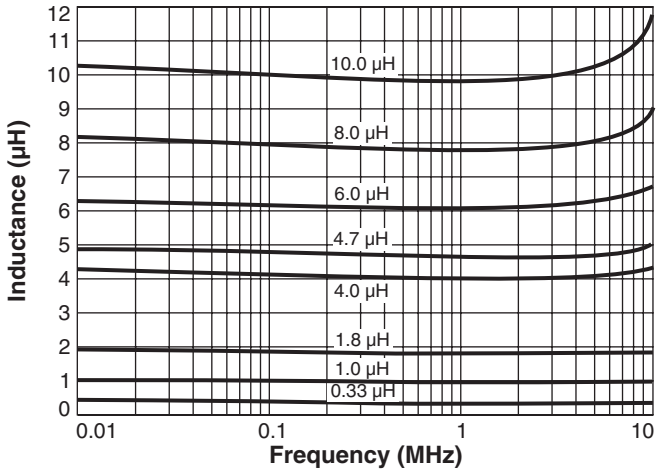

Typical L vs Current

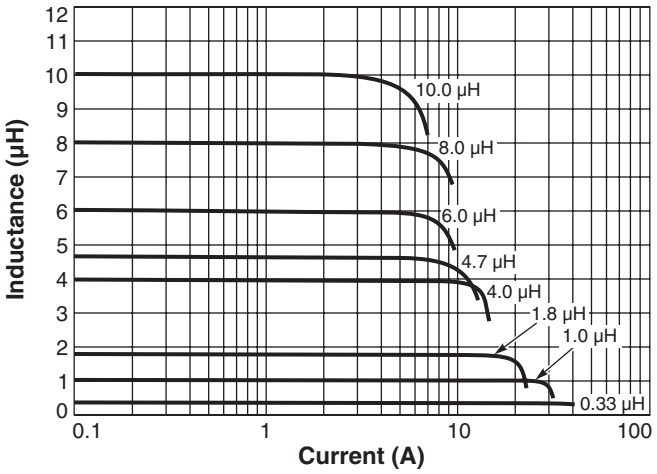

Temperature Rise vs Current

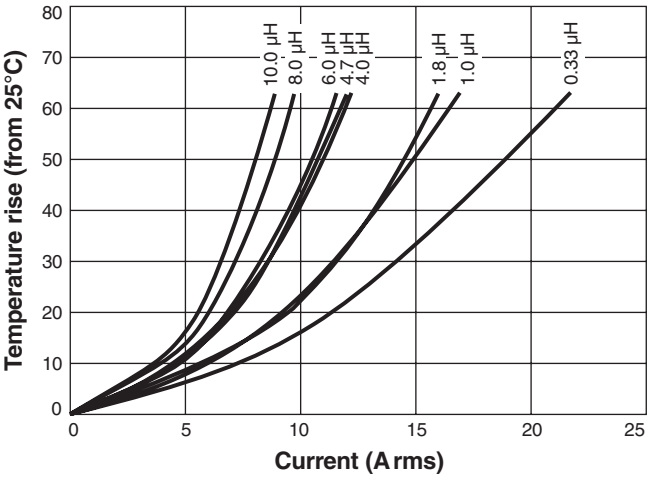

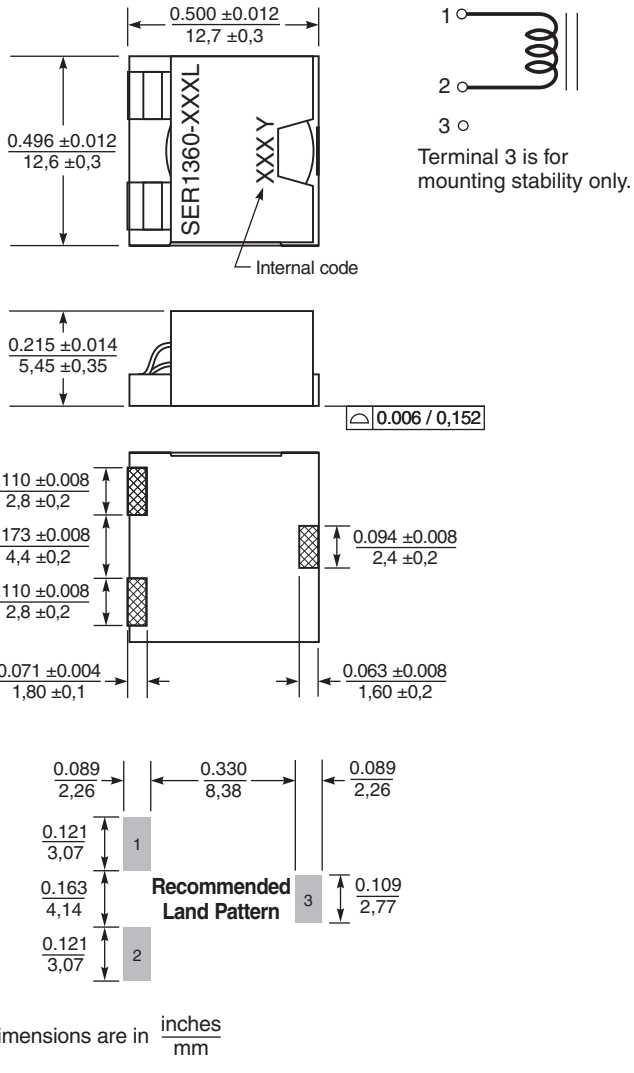

Dimensions are in inches / mm

PulseGM
www.pulsegm.com
China +86-0755-21055287
Sales@pulsegm.com

© PulseGM Inc. 2019
This product may not be used in medical or high risk applications without prior PulseGM approval.
Specification subject to change without notice.
Please check web site for latest information.