SMT Power Inductors – MO1608C



- High energy storage and very low resistance
- Defense Supply Center CID A-A-59742

Designer's Kit C377 contains 3 of each stocked part
Core material Ferrite
Core and winding loss See www.coilcraft.com/coreloss
Terminations RoHS compliant electroplated gold (<50 µin) over nickel over moly-manganese. Other terminations available at additional cost.
Weight 128– 164 mg
Ambient temperature –40°C to +85°
Maximum part temperature +125°C (ambient + temp rise)
Storage temperature Component: –40°C to +125°C.
Tape and reel packaging: –40°C to +80°C
Resistance to soldering heat Max three 40 second reflows at +260°C, parts cooled to room temperature between cycles
Moisture Sensitivity Level (MSL) 1 (unlimited floor life at <30°C / 85% relative humidity)
Failures in Time (FIT) / Mean Time Between Failures (MTBF) 38 per billion hours / 26,315,789 hours, calculated per Telcordia SR-332
Packaging 750/7″ reel; 2500/13″ reel Plastic tape: 12 mm wide, 0.28 mm thick, 4 mm pocket spacing, 3 mm pocket depth
PCB washing Tested to MIL-STD-202 Method 215 plus an additional aqueous wash.

Part number[1]	L[2] (µH)	% tol[3]	DCR max (Ohms)	SRF typ (MHz)	Isat[4] (A)	Irms (A)[5] 20°C rise	Irms (A)[5] 40°C rise
MO1608C-102ML_	1.0	**20**	0.05	130	2.9	1.90	2.70
MO1608C-152ML_	1.5	**20**	0.06	115	2.6	1.90	2.65
MO1608C-222ML_	2.2	**20**	0.07	100	2.3	1.85	2.55
MO1608C-272ML_	2.7	**20**	0.08	75	2.1	1.80	2.45
MO1608C-332ML_	3.3	**20**	0.08	70	2.0	1.60	2.20
MO1608C-472ML_	4.7	**20**	0.09	50	1.5	1.40	1.90
MO1608C-682ML_	6.8	**20**	0.13	45	1.2	1.20	1.60
MO1608C-822ML_	8.2	**20**	0.16	40	1.15	1.10	1.55
MO1608C-103ML_	10	**20**	0.16	35	1.10	1.10	1.50
MO1608C-153ML_	15	**20**	0.23	30	0.90	0.90	1.25
MO1608C-223_L_	22	**20**,10	0.37	20	0.70	0.75	0.95
MO1608C-333_L_	33	**20**,10	0.51	15	0.58	0.60	0.80
MO1608C-473_L_	47	**20**,10	0.64	14	0.50	0.52	0.70
MO1608C-683_L_	68	**20**,10	0.86	11	0.40	0.44	0.60
MO1608C-104_L_	100	**20**,10	1.27	9.0	0.31	0.37	0.50
MO1608C-154_L_	150	**20**,10	2.00	6.0	0.27	0.28	0.39
MO1608C-224_L_	220	**20**,10	3.11	5.5	0.22	0.23	0.31
MO1608C-334_L_	330	**20**,10	3.80	5.0	0.18	0.22	0.30
MO1608C-474_L_	470	**20**,10	5.06	4.0	0.16	0.20	0.26
MO1608C-684_L_	680	**20**,10	9.20	3.0	0.14	0.14	0.19
MO1608C-105_L_	1000	**20**,10	13.8	2.0	0.10	0.11	0.15

1. Please specify **tolerance**, **termination** and **packaging** codes:
   DO1608C-105MLC
   Tolerance: **K** = 10%, M = 20% (Table shows stock tolerances in bold.)
   Termination: **L** = RoHS compliant gold over nickel over moly-manganese. Special order: **T** = RoHS tin-silver-copper (95.5/4/0.5) or **S** = non-RoHS tin-lead (63/37).
   Packaging: **C** = 7″ machine-ready reel. EIA-481 embossed plastic tape (750 parts per full reel).
   B = Less than full reel. In tape, but not machine ready. To have a leader and trailer added ($25 charge), use code letter C instead.
   D = 13″ machine-ready reel. EIA-481 embossed plastic tape (2500 parts per full reel).
2. Tested at 100 kHz, 0.1 Vrms, 0 Adc using an Agilent/HP 4263B LCR meter or equivalent.
3. Tolerances in bold are stocked for immediate shipment
4. DC current at 25°C that causes 10% (typ) inductance drop from its value without current.
5. Current that causes the specified temperature rise from 25°C ambient. This information is for reference only and does not represent absolute maximum ratings.
6. Electrical specifications at 25°C.

Refer to Doc 362 "Soldering Surface Mount Components" before soldering.

PulseGM
www.pulsegm.com
China +86-0755-21055287
Sales@pulsegm.com

©PulseGM Inc. 2019
This product may not be used in medical or high risk applications without prior PulseGM approval.
Specification subject to change without notice.
Please check web site for latestinformation.

SMT Power Inductors – MO1608C Series

Typical L vs Frequency

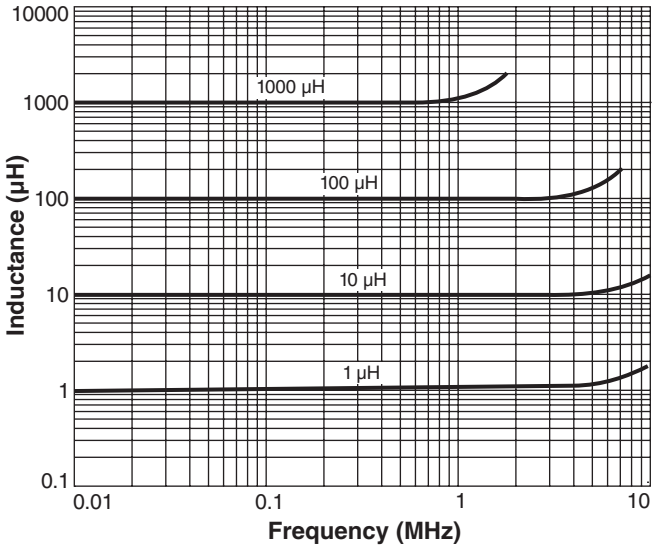

Typical L vs Current

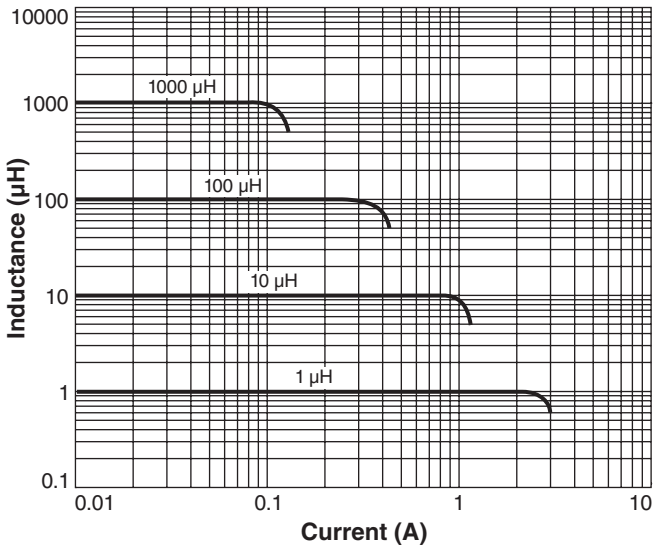

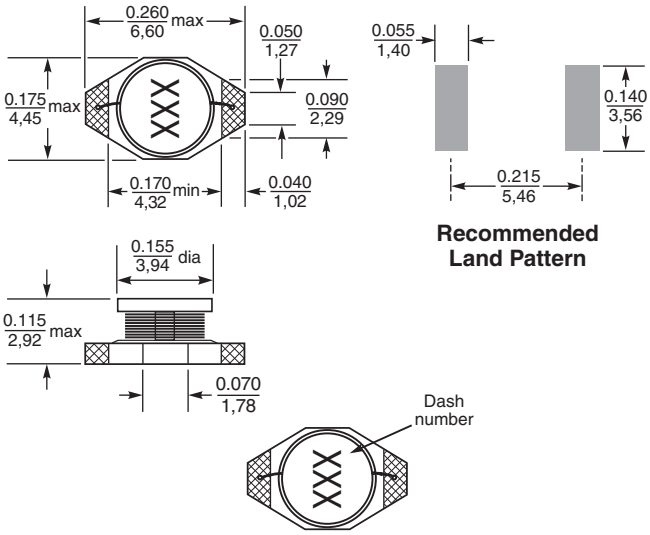

Dimensions are in inches / mm

©PulseGM Inc. 2019
This product may not be used in medical or high risk applications without prior PulseGM approval.
Specification subject to change without notice.
Please check web site for latest information.