Shielded Power Inductors – AL7030



- High current and very low DCR
- AEC-200 Grade 1 qualified (–40°C to +125°C ambient)
- Soft saturation makes them ideal for VRM/VRD applications.

Designer's Kit C441 contains 3 each of all values
Core material Composite
Environmental RoHS compliant, halogen free
Terminations RoHS compliant tin-silver (96.5/3.5) over copper. Other terminations available at additional cost.
Weight 0.83 – 0.86 g
Operating voltage: 0 – 55 V
Ambient temperature –40°C to +125°C with (40°C rise) Irms current.
Maximum part temperature +165°C (ambient + temp rise).
Storage temperature Component: –55°C to +165°C.
Tape and reel packaging: –55°C to +80°C
Resistance to soldering heat Max three 40 second reflows at +260°C, parts cooled to room temperature between cycles
Moisture Sensitivity Level (MSL) 1 (unlimited floor life at <30°C / 85% relative humidity)
Failures in Time (FIT) / Mean Time Between Failures (MTBF) 38 per billion hours / 26,315,789 hours, calculated per Telcordia SR-332
PCB washing Tested to MIL-STD-202 Method 215 plus an additional aqueous wash.

Part number	Inductance ±20% (µH)	DCR (mOhms) typ	DCR (mOhms) max	SRF typ (MHz)	Isat (A)	Irms (A) 20°C rise	Irms (A) 40°C rise
AL7030-161ME_	0.16	1.15	1.26	158	60.0	24.9	32.5
AL7030-301ME_	0.30	1.75	1.92	101	41.0	21.0	27.6
AL7030-601ME_	0.60	3.00	3.30	72	36.0	18.0	23.0
AL7030-102ME_	1.0	4.55	5.00	63	28.0	16.1	21.8
AL7030-152ME_	1.5	7.60	8.36	51	23.5	11.9	15.0
AL7030-222ME_	2.2	13.70	15.07	40	18.0	10.0	12.9
AL7030-272ME_	2.7	15.70	17.30	36	12.8	9.2	11.4
AL7030-332ME_	3.3	19.50	21.45	39	12.3	8.0	10.0
AL7030-472ME_	4.7	25.20	27.72	21	12.0	6.9	9.0
AL7030-562ME_	5.6	30.25	33.30	17	11.5	5.3	7.3
AL7030-682ME_	6.8	38.70	42.57	15	10.7	4.4	6.8
AL7030-822ME_	8.2	44.30	48.73	13	10.2	2.9	5.9

Irms Testing

Irms testing was performed on 0.75 inch wide × 0.25 inch thick copper traces in still air.

Temperature rise is highly dependent on many factors including pcb land pattern, trace size, and proximity to other components. Therefore temperature rise should be verified in application conditions.

1. When ordering, please specify **termination** and **packaging** code:

AL7030-562MEC

Termination: **E** = Halogen free component. RoHS compliant tin-silver over copper terminations.
Special order: **T** = RoHS tin-silver-copper (95.5/4/0.5) or **S** = non-RoHS tin-lead (63/37).

Packaging: **C** = 7″ machine-ready reel. EIA-481 embossed plastic tape (400 parts per full reel).
B = Less than full reel. In tape, but not machine ready. To have a leader and trailer added ($25 charge), use code letter C instead.
D = 13″ machine-ready reel. EIA-481 embossed plastic tape. Factory order only, not stocked (1500 parts per full reel).

2. Inductance tested at 1 MHz, 0.1 Vrms, 0 Adc.
3. DCR measured on a micro-ohmmeter.
4. SRF measured using Agilent/HP 4395A or equivalent.
5. DC current at 25°C that causes an inductance drop of 30% (typ) from its value without current.
6. Current that causes the specified temperature rise from 25°C ambient. This information is for reference only and does not represent absolute maximum ratings.
7. Electrical specifications at 25°C.

Refer to Doc 362 "Soldering Surface Mount Components" before soldering.

PulseGM
www.pulsegm.com

China +86-0755-21055287
Sales@pulsegm.com

©PulseGM Inc. 2019
This product may not be used in medical or high risk applications without prior PulseGM approval.
Specification subject to change without notice.
Please check web site for latestinformation.

HIGH TEMPERATURE

RoHS/ REACH COMPLIANT

Halogen Free

AEC Q200 +125°C

Typical L vs Frequency

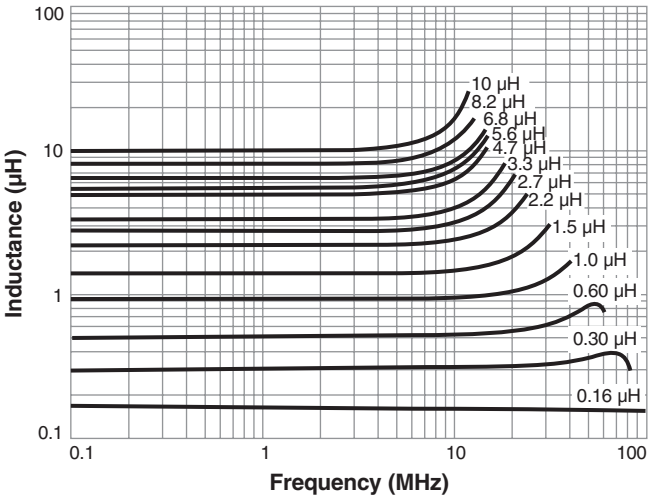

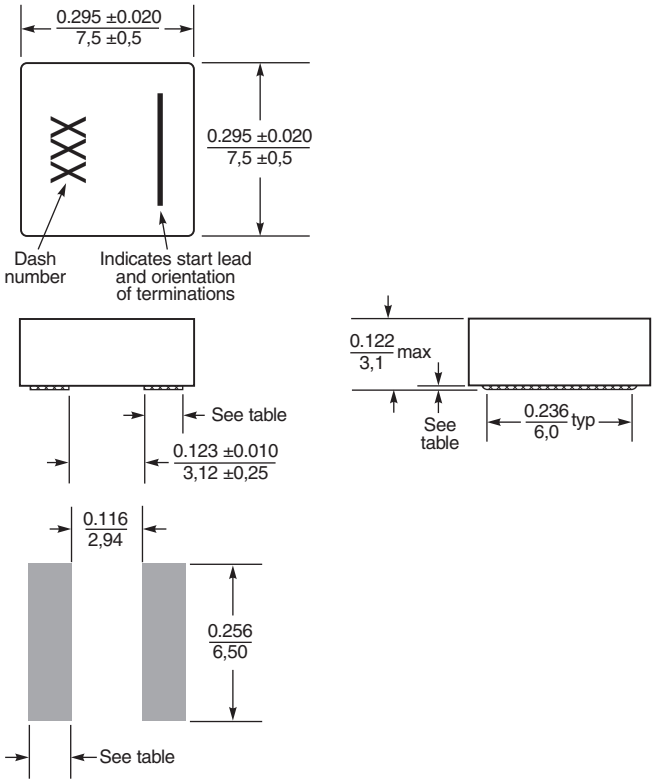

Recommended Land Pattern

Dimensions are in inches / mm

Dash number	Terminal thickness (typ) (in / mm)	Terminal width ±0.004 / ±0,10 (in / mm)	Land pattern width (in / mm)
-161	0.0138 / 0.35	0.063 / 1,60	0.070 / 1.78
-301	0.0138 / 0.35	0.063 / 1,60	0.070 / 1.78
-601	0.0098 / 0.25	0.063 / 1,60	0.070 / 1.78
-102	0.0079 / 0.20	0.063 / 1,60	0.070 / 1.78
-152	0.0059 / 0.15	0.063 / 1,60	0.070 / 1.78
-222	0.0039 / 0.10	0.063 / 1,60	0.070 / 1.78
-272	0.0039 / 0.10	0.063 / 1,60	0.070 / 1.78
-332	0.0039 / 0.10	0.063 / 1,60	0.070 / 1.78
-472	0.0031 / 0.08	0.055 / 1,40	0.062 / 1.58
-562	0.0031 / 0.08	0.055 / 1,40	0.062 / 1.58
-682	0.0024 / 0.06	0.055 / 1,40	0.062 / 1.58
-822	0.0024 / 0.06	0.055 / 1,40	0.062 / 1.58
-103	0.0024 / 0.06	0.055 / 1,40	0.062 / 1.58

Packaging 400/7″ reel; 1500/13″ reel Plastic tape: 16 mm wide, 0.3 mm thick, 12 mm pocket spacing, 3.3 mm pocket depth

PulseGM®
www.pulsegm.com
China +86-0755-21055287
Sales@pulsegm.com

©PulseGM Inc. 2019
This product may not be used in medical or high risk applications without prior PulseGM approval.
Specification subject to change without notice.
Please check web site for latest information.

HIGH TEMPERATURE

RoHS/ REACH COMPLIANT

Halogen Free

AEC Q200 +125°C

L vs Current

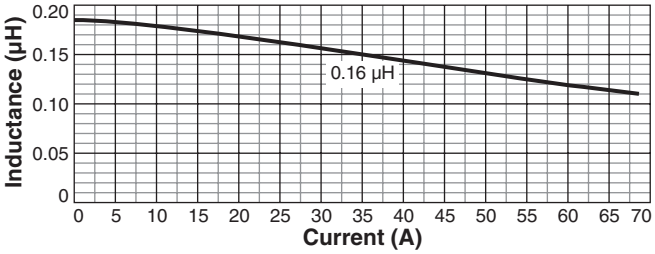

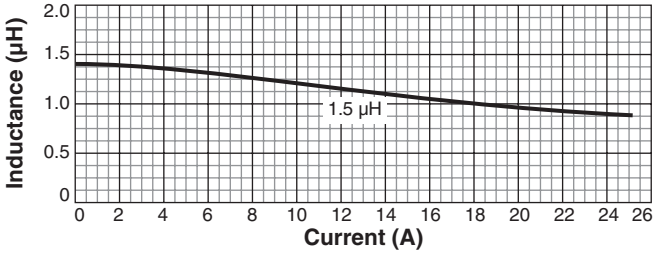

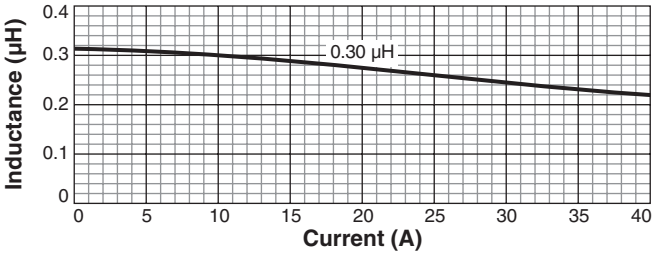

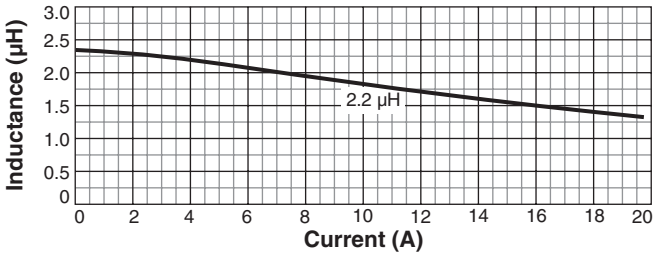

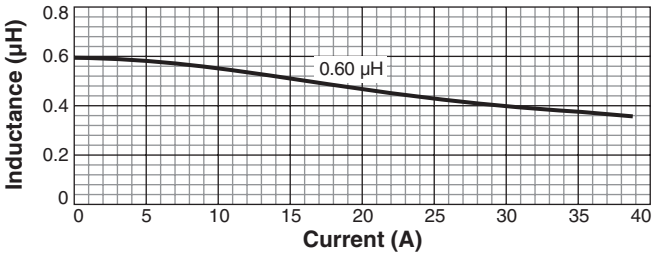

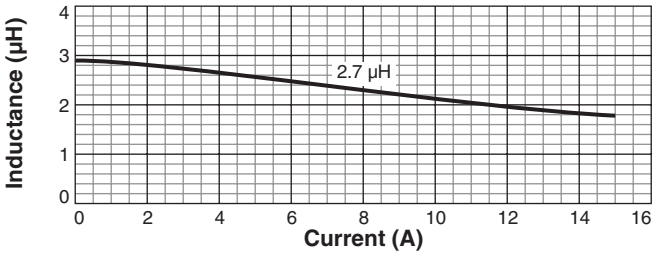

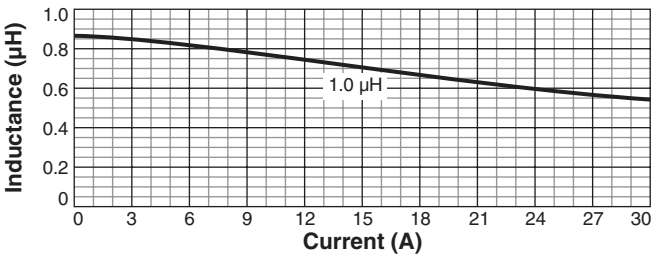

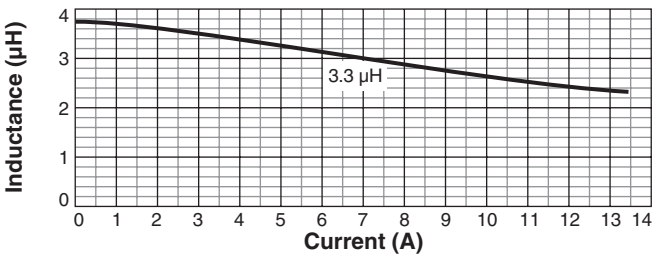

©PulseGM Inc. 2019
This product may not be used in medical or high risk applications without prior PulseGM approval.
Specification subject to change without notice.
Please check web site for latestinformation.

HIGH TEMPERATURE

RoHS/ REACH COMPLIANT

Halogen Free

AEC Q200 +125°C

Shielded Power Inductors – AL7030

L vs Current

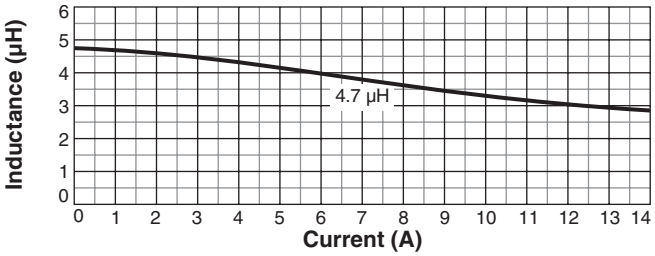

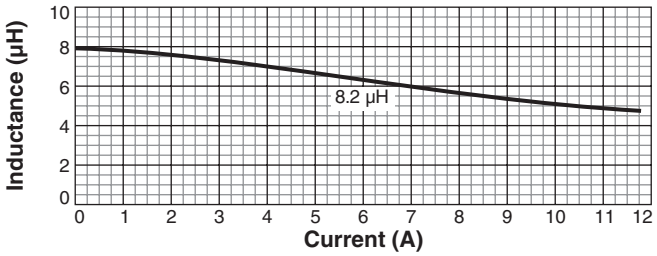

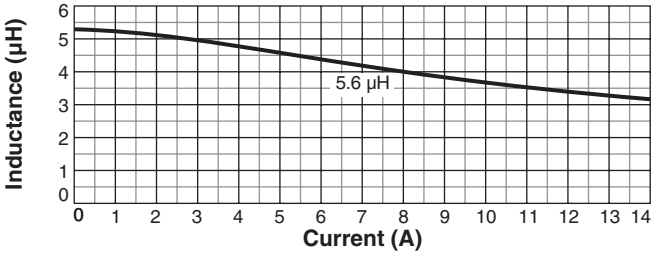

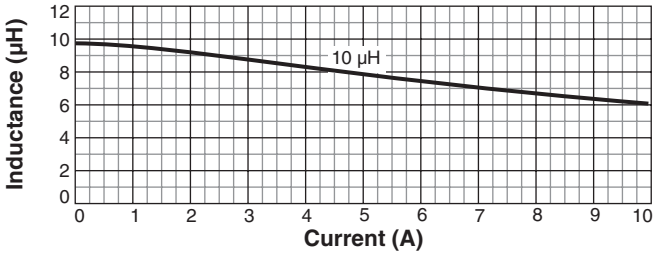

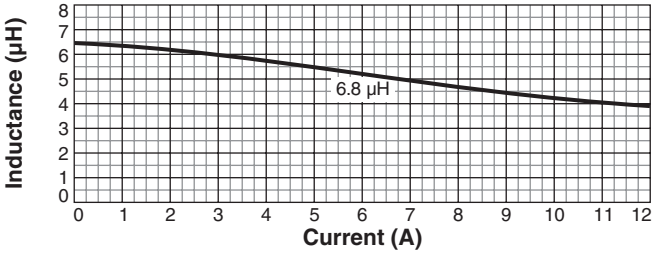

PulseGM
www.pulsegm.com

China +86-0755-21055287
Sales@pulsegm.com

©PulseGM Inc. 2019
This product may not be used in medical or high risk applications without prior PulseGM approval.
Specification subject to change without notice.
Please check web site for latestinformation.