2.4GHz 1005 Low Pass Filter: GF1005R240010K50

Applications:

WLAN, 802.11b/g, Bluetooth, ISM Band…

Features

SMD, high reliability, ultra Impact…

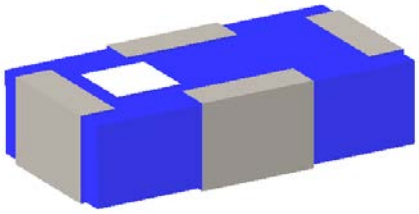

Part number

GF	1005	R	2400	10K	50
	(1)	(2)	(3)	(4)	(5)

(1) Size Code	1.0x0.5mm
(2) Packing	Tape and reel
(3) Frequency	2.4~2.5GHz
(4) Packing Number	10K
(5) TYPE	50

Electrical Specification

Pass Band	2400~2500MHz
Impedance	50 Ohm
Insertion Loss	0.5 dB (Max) at 25°C
Attenuation	25dB Min @ 4880~5000 MHz 25dB Min @ 7200~7500 MHz
VSWR	2.0 (Max)
Ripple	0.50dB

The specification is defined on EVB.

Dimension and Terminal Configuration

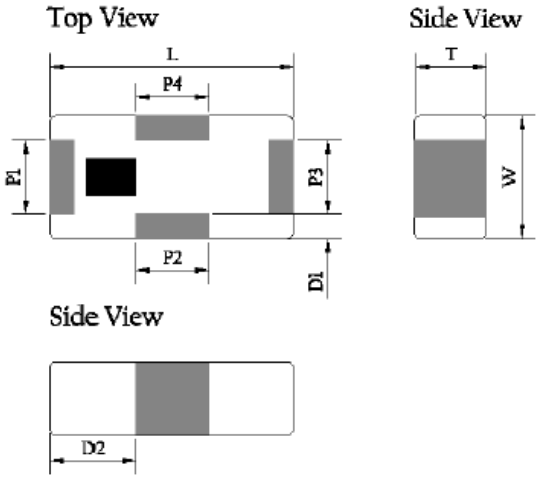

Dimension (mm)	
L	1.00±0.10
W	0.50±0.10
T	0.35±0.10
P1	0.30 ±0.15
P2	0.30 ±0.15
P3	0.30 ±0.15
P4	0.30 ±0.15
D1	0.15 ±0.10
D2	0.35 ±0.15

No.	Terminal Name
P1	Input
P2	GND
P3	Output
P4	GND

China +86-0755-21055287
Sales@pulsegm.com

© PulseGM Inc. 2019
This product may not be used in medicalor high risk applications without prior PulseGM approval.
Specification subject to change without notice.
Please check web site for latestinformation.

2.4GHz 1005 Low Pass Filter: GF1005R240010K50

Evaluation Board Reference

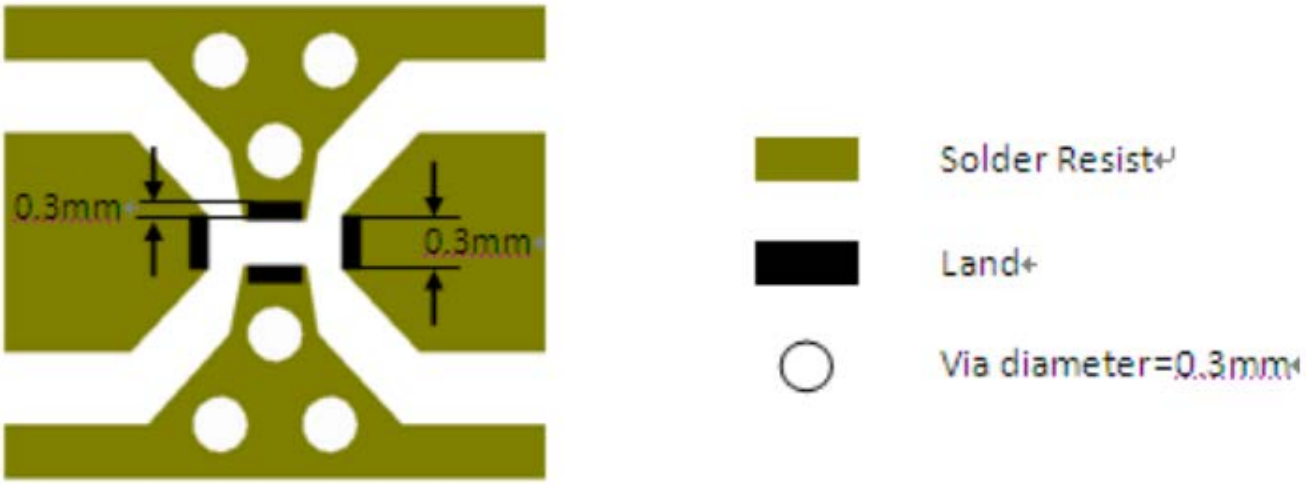

Electrical Characteristics

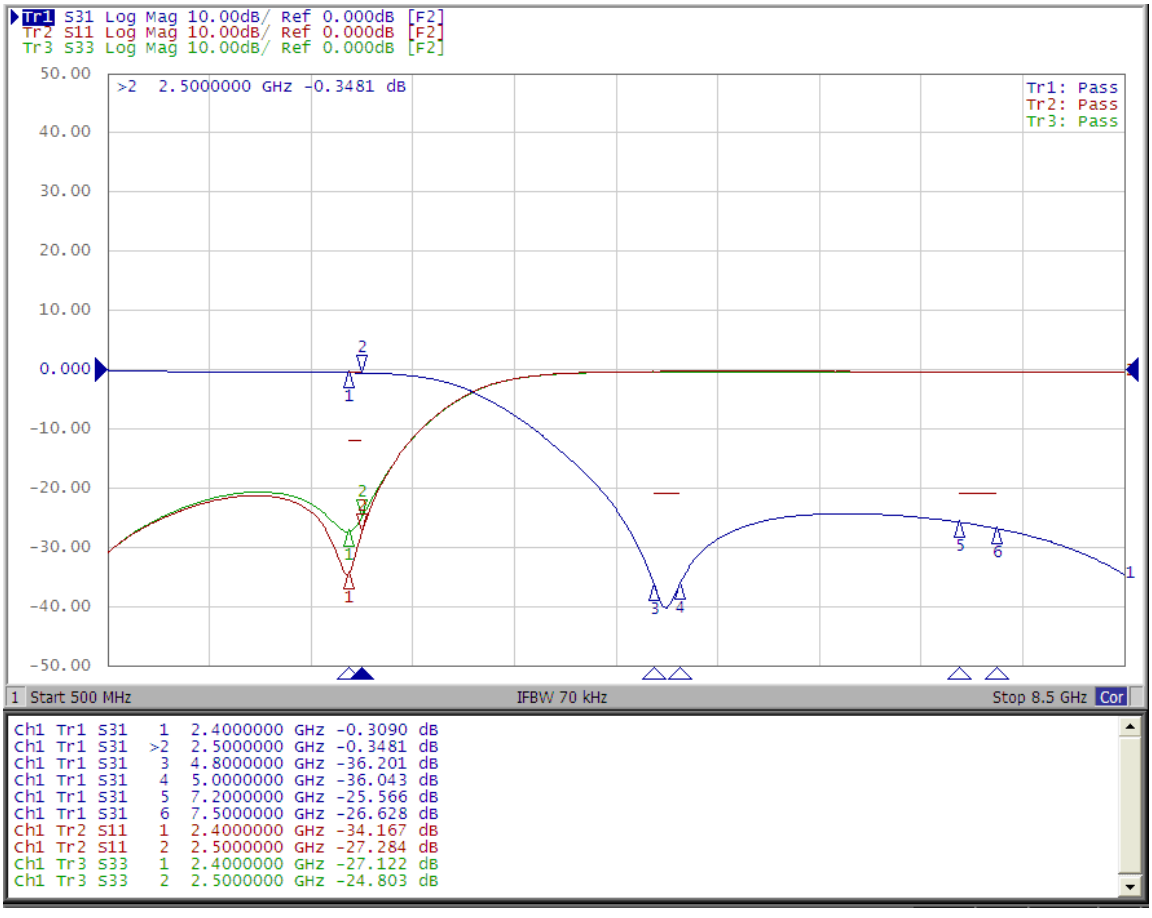

© PulseGM Inc. 2019
This product may not be used in medicalor high risk applications without prior PulseGM approval.
Specification subject to change without notice.
Please check web site for latestinformation.

2.4GHz 1005 Low Pass Filter: GF1005R240010K50

Taping Specifications

Reel and Taping Specification

Reel Specification

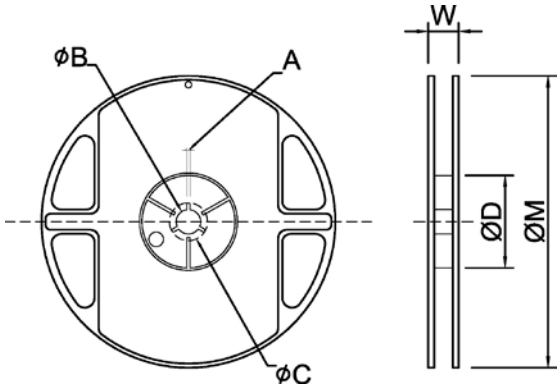

TYPE	SIZE		A	ϕB	ϕC	ϕD	W	ϕM
1005	7”	10K/Reel	2.0±0.5	13.5±1.0	21±1.0	60±1.0	11.5±2.0	178±2.0

Tapping Specification

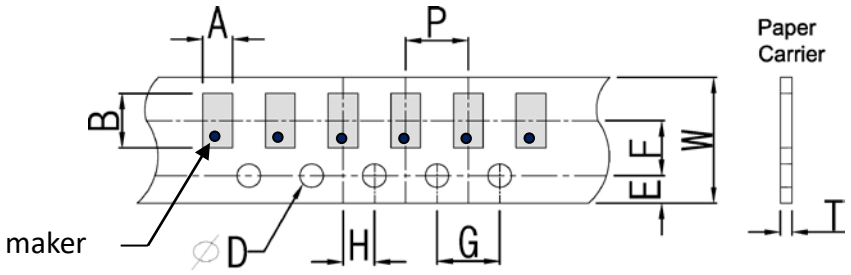

Packaging	Type	A	B	W	E	F	G	H	T	ϕD	P
Paper Type	1005	1.40±0.20	2.20±0.20	8.0±0.20	1.75±0.10	3.0±0.05	4.0±0.10	2.0±0.05	0.75±0.10	1.50 +0.10 -0	4.0±0.1

www.pulsegm.com

China +86-0755-21055287
Sales@pulsegm.com

© PulseGM Inc. 2019
This product may not be used in medicalor high risk applications without prior PulseGM approval.
Specification subject to change without notice.
Please check web site for latestinformation.

2.4GHz 1005 Low Pass Filter: GF1005R240010K50

Recommended Reflow Profile

Pb free solder

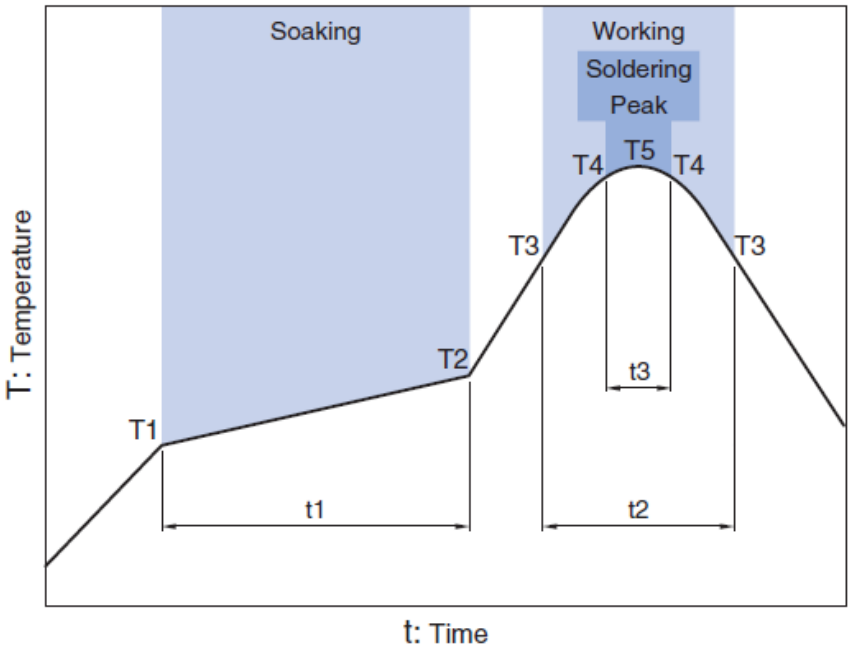

Soaking			Working		Soldering		Peak
Temp.		Time	Temp.	Time	Temp.	Time	Temp.
T1	T2	t1	T3	t2	T4	t3	T5
150°C	180°C	60 to 120sec	230°C	more than 30sec	247 to 253°C	within 10sec	260°C Max.

March 2020 Ver.H01

China +86-0755-21055287
Sales@pulsegm.com

© PulseGM Inc. 2019
This product may not be used in medicalor high risk applications without prior PulseGM approval.
Specification subject to change without notice.
Please check web site for latestinformation.